

DESCRIPTION

The 2 points Alarm **A1** has two alarm inputs with time delay option, a TEST LAMP input and a RESET input. It also has three output relays, one for a siren and two for driving lamps. Multiple devices can be paralleled.

FUNCTIONS AND CHARACTERISTICS

Capable of time delaying alarm inputs from 0 ÷ 32sec by the use of a potentiometer (terminals No. 5 and 11). Ability to choose the inputs function by the use of a jumper : NC (no jumper) or NO (jumper on).

ALARM INPUTS FUNCTION

By activating an alarm input, the time set by the potentiometer starts counting. Upon completion of the selected time, the siren relay is activated and the corresponding lamp starts flashing. If the input signal is cut, the time is reset. The operating conditions when activating the second alarm are the same.

RESET FUNCTION

When there is an alarm and the RESET input is activated, the siren is switched off and the lamp stays lit constantly until the cause of the alarm is eliminated.

TEST FUNCTION

In any phase of the device's operation, as long as the TEST input is activated, both lamps remain lit.

TECHNICAL SPECIFICATIONS

Power Supply: 24 V DC / AC / Maximum power consumption 3 Watt

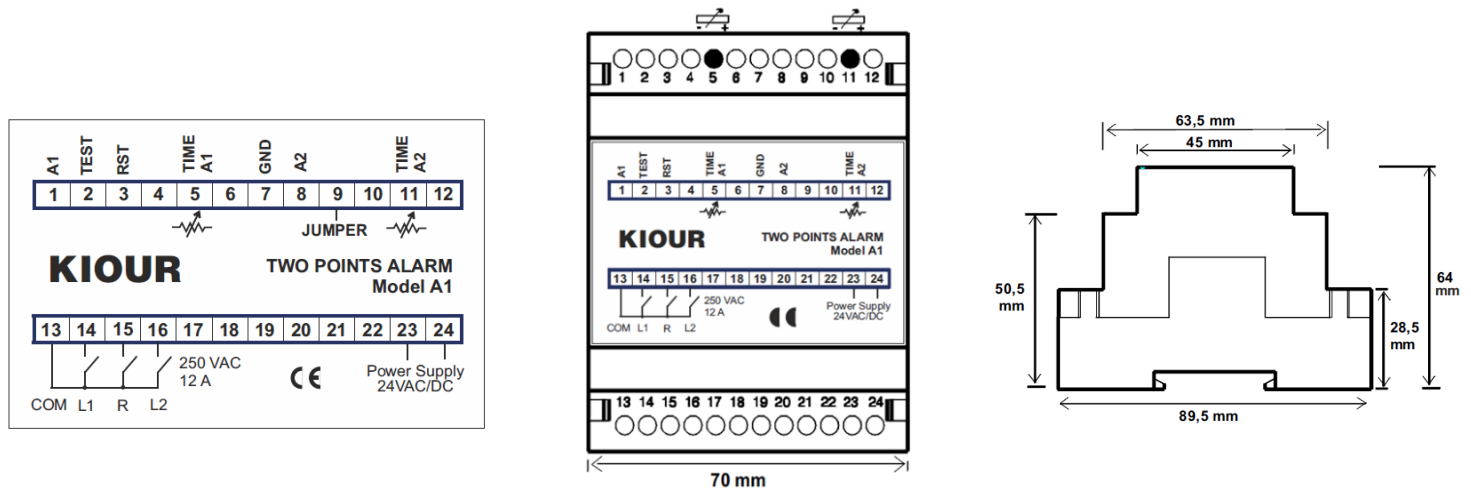
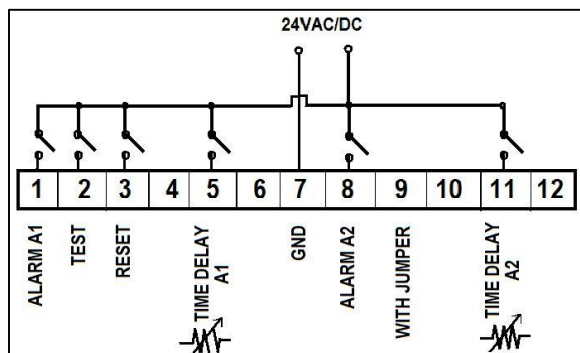
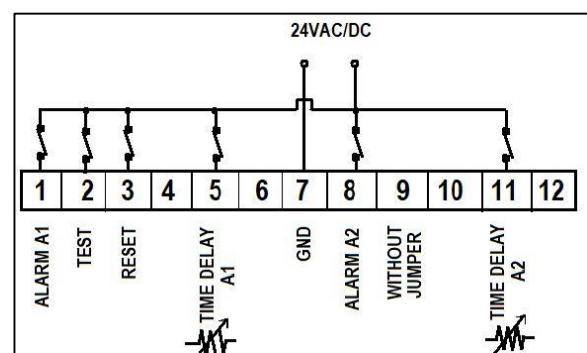
It is recommended using a power supply safety fuse 0.5A (not included)

Three relays 250VAC 10A resistive load relays

Operation temperature: -15÷+55°C / Storage temperature: -20÷+80°C

The device can be mounted on a Q type rail / Connections with 18A Terminal blocks

Cleaning the instrument: Only use neutral detergents and water.

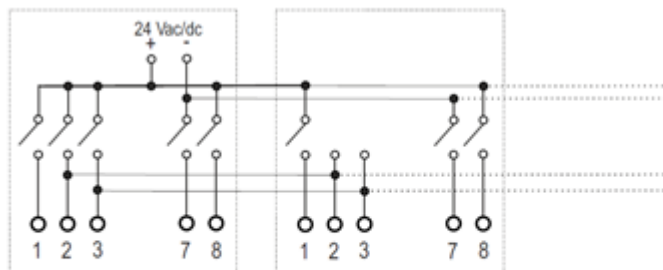
CONNECTIONS-DIMENSIONS**NO contacts – With JUMPER****NC contacts - Without JUMPER**

TERMINAL BLOCK TABLE

Terminal	Digital inputs
1	ALARM 1 (A1)
2	TEST LAMP (TEST)
3	RESET
7	GND
8	ALARM 2 (A2)
9	NO contacts with jumper / NC contacts without jumper
Terminal	time delay adjustment with potentiometer
5	ALARM 1, 0÷32sec
11	ALARM 2, 0÷32sec

Terminal	relay
13	COMMON
14	LAMP 1 (L1)
15	GENERAL ALARM (R)
16	LAMP 2 (L2)
Terminal	Power supply
23	24VAC/DC
24	

MULTIPLE DEVICES CONNECTIONS



In case of a 24VDC power supply , (-) must be connected to terminal No7.

! ATTENTION In compliance with safety standards, the device must be installed correctly and in a way to protect against any contact with electric parts; all parts that ensure protection must be fixed in a way that they cannot be removed without the use of tools

! ATTENTION Do not install the device near to any heat sources, equipment containing powerful magnets, areas affected by direct sunlight or rain.

! ATTENTION Disconnect the device power supply before proceeding with any type of maintenance



Made in Greece.

RoHS



ATTENTION according to safety standards, the device must be properly positioned and protected from any contact with electrical parts. All parts that provide protection must be fastened in such a way that they cannot be removed without the use of tools. **ATTENTION:** disconnect the power supply of the device before proceeding to any kind of maintenance. **ATTENTION:** do not place the device near heat sources, equipment containing strong magnets, in areas affected by direct sunlight or rain. **ATTENTION:** prevent electrostatic discharges at the side slots of the device and sharp objects from being inserted. **ATTENTION:** separate the signal's cables from the power supply's cables to prevent electromagnetic disorders. Signal cables must never be in the same pipe with the power supply cables. **Use the device only as described in this document, not to use itself as a security device. The device must be disposed of in accordance with local standards for the collection of electrical and electronic equipment. Read and keep these instructions.** The device is under two year's guarantee of good operation. The guarantee is valid only if the manual instructions have been applied. The control and service of the device must be done by an authorized technician. The guarantee covers only the replacement or the service of the device.

KIOUR preserves the right to adjust its products without further notice.

KIOUR

Mesogeion Ave. 392 Agia Paraskevi 153 41 T: 210 6533730 F: 210 6546331 info@kiour.com www.kiour.com

V1.6.181207